



# LIGHTSPEED ACCESSORIES



**GRAVOTECH**

by  **BRADY**



# Quick Switch tables



See the webpage



**Adapted for**  
Enhance object positioning and cutting quality




**Key feature**  
Change work tables as you go without tools

## MAGNETIC SYSTEM TO SWITCH AS NEEDED

- **Five different tables** for every LightSpeed application: from **precision engraving** to **perfect cutting**.
- **Swap tables** as often as needed without risking errors thanks to **magnetic positioning**.
- Designed to leverage the LightSpeed machines' optimized airflow management.

Model	Ref.
Standard table	<b>92692</b>
Ferromagnetic table	<b>92693</b>
Cutting table	<b>92691</b>
Blades table	<b>92694</b>
Precision table	<b>92690</b>

# Table accessories



## Gravogrip™

For working with highly **flexible materials such as paper, cloth, or Flexilase™**, the Gravogrip™ silicone backing guarantees ideal support and flatness.

Sheet size: 610 x 305 mm

**Ref. 71052**



## Pin supports

Positioned anywhere on the laser table, pin supports minimize contact point between the material and the table to totally **avoid beam reflection**, while holding the part in place once it is cut.

**Ref. 27352**



## LightSpeed EasyFix

This kit contains 3 magnetic jigs compatible with the Quick Switch ferromagnetic table. It is an ideal positioning solution for engraving cylinders.


**Ref. 93815**



# Click Lens



See the webpage



**Adapted for**  
From fine engraving to thick material cutting



**Key feature**  
Instantly switch focal lengths from 1.5" to 4"

## FAST, TOOL-FREE LENS MOUNTING

- Click Lens mount instantly on the laser head thanks to a **magnetic system, with no tools required.**
- Each lens is perfectly positioned every time, **reducing setup errors and ensuring consistent results.**

Each focal length is designed for a specific use. Select the Click Lens that matches your application to get the best performance from your laser.

CO2	Best for	Ref.
1.5"	Precision engraving	<b>92681</b>
2"	Everyday versatility	<b>92682</b>
3"	Mixed engraving and cutting	<b>92683</b>
4"	Thick material cutting	<b>92684</b>
2" * Extra Clearance	Adds working distance between the lens and the object to be engraved, perfect for engraving objects with edges or deep objects	<b>92774</b>
4" * Extra Clearance		<b>92805</b>

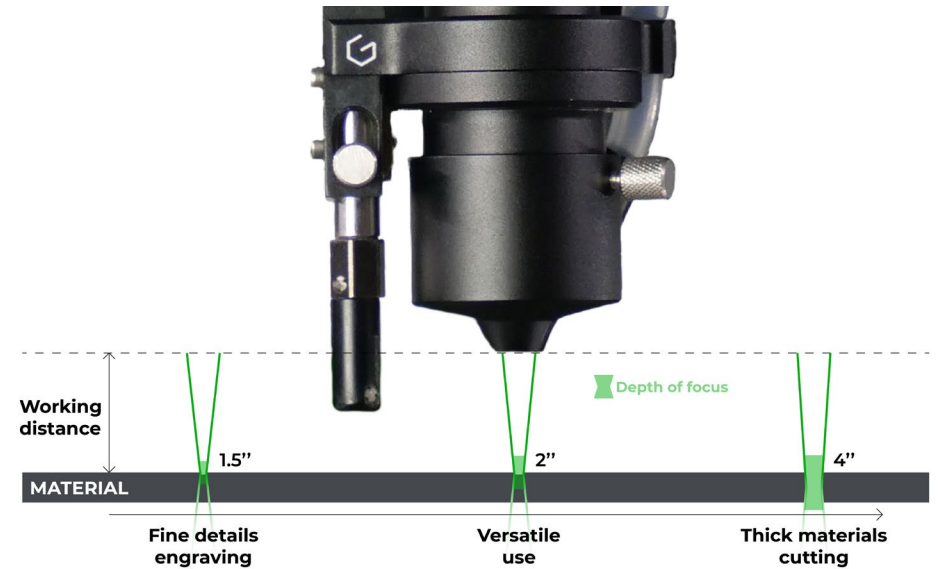
With CO2 lasers, the lens included is 2".

\*Extra Clearance lens:

- The 2" lens allows 12 mm of additional distance.
- The 4" lens allows 62.5 mm of additional distance.

## HOW TO CHOOSE YOUR CLICK LENS?

Short focal lengths deliver **maximum precision**, while longer focal lengths improve **cutting capability**.



- 1.5" lens engraving:** With a very narrow focal angle, this lens is designed for the most detailed engraving. It is ideal for small text, intricate logos, and high-precision engraving in general.
- 2" lens engraving:** This versatile lens is perfect for everyday use. It is suitable for both engraving and standard cutting on most materials.
- 4" lens engraving:** With the widest focal angle in the range, this lens is designed for cutting thick materials. It guarantees a clean cut.



## Lens cleaning kit

The lens is a critical optical component that must remain **clean and protected**. This kit contains everything you need to clean your lenses: cleaning solution, wipers, and cotton swabs. (Included with every LightSpeed 300 purchase)

**Ref. 26327**



## Rotary device

Ref. 92696



See the webpage



**Max. diameter:** 160 mm (6.3")  
**Max. length:** 390 mm (15.4")  
**Max. tilt angle:** 10°



**Adapted for**  
Engraving cylindrical or conical objects




**Key feature**  
Converts the Y-axis into rotary motion

### UNLOCK CYLINDRICAL ENGRAVING

- Perfect for **drinkware** and **promotional items**, increase the value of your laser production.
- Quick installation and **stable positioning** for consistent and repeatable engraving results.
- **Sold with 5 cones**, to maintain and secure various cylindrical objects to engrave.

Model	Ref.
Male cone Ø 15-75 mm	<b>14338</b>
Male cone Ø 20-105 mm	<b>87389</b>
Male cone Ø 65-120 mm	<b>14339</b>
Female cone Ø 16-60 mm	<b>14344</b>
Female cone Ø 90-106 mm	<b>86852</b>



### Small item adaptor

This adaptor for small items is perfect for personalizing **gifts such as bracelets and cups**.  
Object diameter: between 1 and 100 mm  
**Ref. 27161**



## Other accessories



### Air compressor

The air compressor is an **essential accessory** for workshops without a general air system. Integrated **directly into the machine** at the factory, it supplies the **air-assistance system** during engraving and cutting without requiring an external connection.

Model	Ref.
100 V	<b>92742</b>
110 V	<b>92743</b>
220 V	<b>92744</b>



### Wi-Fi dongle

A Wi-Fi network connection key, this accessory allows you to connect your laser machine to a **wireless network** without using an Ethernet cable.

**Ref. 92748**



### Emergency stop button

This accessory, **highly appreciated by industries**, allows you to add an emergency stop button to the LightSpeed machine. With its **magnetic mount**, it can be placed anywhere directly on the machine or on a nearby metal surface.

**Ref. 92803**



# Why fume extraction matters?

Laser engraving and cutting generate **smoke, particles, and odors** that directly impact machine performance, operator safety, and final quality. A proper extraction system is not optional; it is **essential**.

## WHAT DOES AN EXHAUST SYSTEM DO?



Removes smoke and particles at the source



Filters dust, fumes and odors



Maintains a clean and safe engraving environment

## WHY IS IT KEY TO INVEST IN AN EXHAUST SYSTEM?



Protect your operator and workspace



Preserve engraving quality and consistency



Extend the machine and optics lifetime

## WHY IS AN EXHAUST SYSTEM BETTER THAN A FAN TURBINE?

For professional use, filtration is key to ensure safety, **compliance, and consistent results**.

### External ventilation

- Releases fumes outside
- Depends on building setup
- No filtration of harmful particles
- Not always compliant

### Fume extractor

- Filters air before releasing
- Plug & Play solution
- Multi-stage filtration (particles + odors)
- Safer for indoor environment

## GRAVOTECH EXHAUST SYSTEMS

LE160HP

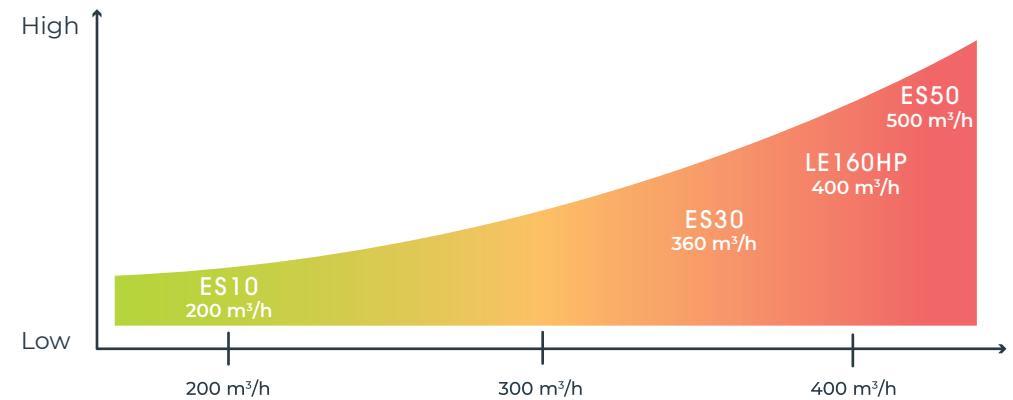


ES10, ES30, ES50



## HOW TO CHOOSE AN EXHAUST SYSTEM TO SUIT YOUR NEEDS?

Insufficient airflow leads to smoke accumulation, **reduced quality, and faster contamination of lenses**.



**Engraving**  
Moderate airflow for fine particle extraction

**Cutting**  
Higher airflow to extract smoke production

**Intensive production**  
Constant high airflow recommended



# LE160HP



See the webpage



**Adapted for**  
Dedicated workshops and production spaces

**Max. air flow rate**  
400 m<sup>3</sup>/h

## CLEAN AIR AND CONSISTENT LASER PERFORMANCE

- Maintain a **clean and safe work area**, free from laser-produced fumes. Designed for medium and high-volume production environments, this exhaust system is **ideal for cutting work**.
- Dedicated exhaust system that can also be a **stand at worksurface height for your LightSpeed**.
- With the “Easy integration exhaust” feature, the connection to the laser machine is made **without any visible pipes**. The machine connects directly when it is placed on the exhaust system.

## Are you looking for a compact exhaust system?

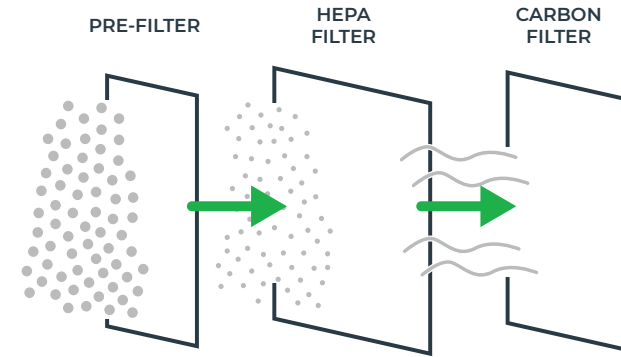
### ES Range

Easy to move; available in three sizes to **accommodate space** constraints and suit the amount of smoke your machine produces.



Max air flow rate	
ES10	200 m <sup>3</sup> /h
ES30	360 m <sup>3</sup> /h
ES50	500 m <sup>3</sup> /h

# Filters for exhaust



### LE160HP filters

Model	Ref.
Pre-filter 1	<b>49286</b>
Pre-filter 2	<b>50113</b>
HEPA filter	<b>49281</b>
Carbon pads (x4)	<b>49284</b>
Carbon filter (with activated carbon)	<b>49282</b>

### ES Range filters

	ES10 / ES30	ES50
Pre-filter	<b>Ref. 56329</b>	<b>Ref. 62671</b>
HEPA filter	<b>Ref. 56329</b>	<b>Ref. 62671</b>
Carbon pad	<b>Ref. 58073</b>	<b>Ref. 62673</b>



Do you need an expert to **help you get started** with your new machine, **specific training**, or **preventive maintenance**?

**Contact our support team →**



### Need an activated carbon refill?

Ask your local sales for the part number: **Ref. 49285**  
(Activated carbon, 25 kg (55 lbs) refill bag)



**Gravotech**, leader in permanent marking solutions



**85+**

years of expertise  
ensuring reliable  
marking



**25+**

years of experience  
designing laser  
tables



**30**

products sold per  
hour, worldwide across  
industries



**1**

partner delivering  
end-to-end  
marking solutions

## CONTACT US

info.uae@gravotech.com  
+971 4 456 5729  
www.gravotech.ae

**GRAVOTECH DMCC**  
SABA 1 Tower, Office 1307  
Jumeirah Lake Towers,  
Dubai, United Arab Emirates

## DISTRIBUTED BY



## FOLLOW US



Gravotech



gravotech.off



Gravotech Group



Gravotech - Gravograph