




# ENGRAVING & MARKING OVERVIEW




## CONSUMABLES


Our material range has been specially developed for engraving and cutting. "Surface" or "reverse" engraving, laser marking or cutter engraving, also compatible with digital printing, all our ranges of plastic, metal or stratified materials are available in a spectrum of colors, thicknesses, and finishes.



Laser materials



Rotary materials



Engravables



Signage



Cutters & Inserts



Engraving supplies

## SOFTWARE

Our engraving and cutting expertise lead us to build our own software. Create your engraving and cutting paths, pilot your machines, design your 3D jewelry, Anything is possible!



ABC

ABC software is the easiest engraving software for Gravotech laser and rotary machines. Engrave in only 3 simple steps, from a computer or a tablet!



GRAVOSTYLE™

One-of-a-kind piloting software for Gravotech laser and rotary engraving machines.



LASERTRACE

Lasertrace is the Gravotech industrial software for traceability and identification. Various functions are available in a simple and friendly interface, for all industrial production needs.




3DESIGN

Cutting edge 3D software for jewelry design that will keep your business ahead.



TYPE EDIT

For over 30 years, TYPE EDIT is the complete CAD/CAM software solution. Taking your ideas and drawings, through design and machining to production.



TYPE3-CAA

TYPE3-CAA is the only add-on available in CATIA® environment for text creation and mapping.

## SERVICE & SUPPORT

With our direct presence in over 50 countries, we always have a marking and engraving expert close to you to bring their expertise and know-how in qualifying your application, installing your equipment and training your collaborators.



Training



Technical Support



Maintenance

## ABOUT GRAVOTECH



Gravotech is a **global engraving, marking and cutting expert** with over **80 years of experience** and a **presence in 77 countries** worldwide. Trusted by **60,000+ customers**, Gravotech delivers complete solutions including **machines, materials, consumables and software**.

In 1938, Gravograph revolutionized engraving in the United States with the compact Pantograph Machine. In 1981, Technifor pioneered dot peen technology for permanent marking. Today, Gravotech integrates the legacies of Gravograph, Technifor, and Type3. In 2024, Gravotech became part of Brady Corporation, a global leader in identification and safety solutions.

Gravotech in video




**GRAVOTECH**

by **BRADY**

[info.uae@gravotech.com](mailto:info.uae@gravotech.com)  
[+971 4 456 5729](tel:+97144565729)  
[www.gravotech.ae](http://www.gravotech.ae)

**GRAVOTECH DMCC**  
SABA 1 Tower, Office 1307  
Jumeirah Lake Towers,  
Dubai, United Arab Emirates

Distributed by:



Follow us:



[gravotech.off](https://www.instagram.com/gravotech.off)



[Gravotech Group](https://www.youtube.com/GravotechGroup)



[Gravotech](https://www.linkedin.com/company/gravotech)



[Gravotech - Gravograph](https://www.facebook.com/Gravotech-Gravograph)

# BENCHTOP MACHINES

# INTEGRABLES MACHINES

## CNC TABLES

### IS400 / IS400 VOLUME

One of a kind metal engraving machine

### ISx000

The large format CNC engraving machine

## LASER TABLES

### LIGHTSPEED 300

The laser machine that outperforms its category

### LS100

CO2 laser engraver for signage, creative cutting, and personalization

### LS900

The large laser engraver that can do everything

## INTEGRABLE LASER MARKERS

### FIBER

Integrated laser marking system for metal and plastic parts

### GREEN

Integrated laser marking system to mark highly reflective materials and sensitive plastic materials

### HYBRID

The best compromise between versatility, high quality and high speed to meet all your marking needs

### MOPA

Boost your industrial marking performance with unmatched versatility and contrast

### CO2

High-speed laser engraver: the best to mark organic materials and coated surfaces

Application scope	●●●●	●●●●
Technology	Rotary, diamond dragging	Rotary, diamond dragging
Max. marking area (L x H)	305 x 210 mm (12 x 8")	IS6000: 610 x 410 mm (24 x 16") IS7000: 610 x 815 mm (24 x 32") IS8000: 610 x 1220 mm (24 x 4")
Spindle power	90 W (optional spindle: 150 W)	90 - 200 W (optional spindle: 150, 750, 1k W)
Max. object height	IS400: 105 mm (4") IS400 Volume: 400 mm (15.75")	80 mm (3")

Application scope	●●●●	●●●●	●●●●
Laser source	CO2	CO2	CO2, Fiber, Edge
Power	30 - 40 - 50 - 60 W	30 W	CO2: 40 - 60 - 80 W Fiber: 20 - 30 - 50 W Edge: (CO2: 40 W / Fiber: 20 - 30 - 50 W)
Max. marking area (L x H)	610 x 305 mm (24 x 12")	460 x 305 mm (18 x 12")	610 x 610 mm (24 x 24")
Lenses	1.5" - 2" - 3" - 4" Extra Clearance: 2" - 4"	1.5" - 2" - 2.5" - 3" - 3.5" - 4"	1.5" - 2" - 2.5" - 3" - 3.5" - 4"
Max. object height	150 mm (5.9")	145 mm (5.7")	250 mm (9.8")

Application scope	●●	●●	●●	●●	●●
Wavelength	1064 nm	532 nm	1064 nm	1064 nm	10600 nm
Power	Fiber: 20 - 30 - 50 W Fiber Energy: 20 - 30 - 50 W	5 - 10 W	10 - 20 W	30 - 60 W	30 W
Process automation	Industrial Ethernet Networks: PROFINET / ETHERNET IP				
Embedded intelligence	Autonomous / Programmable by PLC / No PC required / Traceability Management				
Laser classification	Class 4 Laser system, possibility to switch in Class 1 for integration on a station or equipped with Mini-inline module.				

## ENGRAVING STATION

### M20 X

Custom engraving for all kind of purposes, from jewelry and perfume to small industrial signage

### M40/M40GIFT

Multi-purpose rotary engraving machine for signage and gifts

## LASER STATIONS

### WELASE™

Small laser engraving station

### LW2

Fully automated laser marking station

### LW3

Fully automated high volume industrial laser station

## INTEGRABLE DOT PEEN

### XF510 p

The fastest pneumatic dot peen marking machine on the market

### XF510 m

The precise and consistent electromagnetic dot peen marking machine

### XF530 p/m

Deep and indelible dot peen marking

Application scope	●●●●	●●●●
Technology	Rotary, scribing	Rotary, scribing
Max. marking area (L x H)	100 x 100 mm (4 x 4")	305 x 210 mm (12 x 8")
Spindle power	25 W	30 W
Max. object height	100 mm (4")	110 mm (4")
Dimensions (L x W x H)	368 x 350 x 363 mm (without screen) (14.5 x 13.8 x 14.3")	550 x 510 x 320 mm (27.7 x 20 x 12.6")


Application scope	●●	●●●	●●●
Laser source	Fiber, Hybrid, Green, CO2, MOPA	Fiber, Hybrid, Green, MOPA	Fiber, Hybrid, Green, MOPA
Use rate	Adapted for small to medium batches	Fully automatic / Adapted for high use rate	Fully automatic / Adapted for high production rates and large parts
Max. marking area (L x I)	110 x 110 mm (4.3 x 4.3")	Up to 205 x 205 mm (8 x 8")	Up to 875 x 300 mm (34 x 12")
Max. object height	Fiber, Hybrid, Green: 100 mm (4") CO2: 180 mm (7")	Up to 322 mm (12.7")	Up to 628 mm (24.72")
Max. object weight	3 kg (6.6 lbs)	25 kg (55 lbs)	50 kg (110.23 lbs)

Application scope	●	●	●
Technology	Dot peen Pneumatic	Dot peen Electromagnetic	Dot peen Pneumatic or Electromagnetic
Main advantage	Speed	2D codes	Deep marking
Max. marking area (L x H)	Cp: 50 x 20 mm (2 x 0.8"), Sp: 100 x 80 mm (4 x 3.15"), Dp: 200 x 80 mm (7.9 x 3.15")	Cm: 50 x 20 mm (2 x 0.8"), Sm: 100 x 80 mm (4 x 3.15"), Dm: 200 x 80 mm (7.9 x 3.15")	200 x 50 mm (7.9 x 2")
Material hardness (HRC)	< 62	< 62	< 62

## APPLICATIONS OF ENGRAVING, MARKING AND CUTTING

Look around you and you'll notice that most objects around you are marked, engraved or customized. Find them and you'll find Gravotech!

- Identification
- Personalization
- Signage
- Creative
- Manufacturing



## DOT PEEN STATION

### IMPACT

Benchtop dot peen marking station

Application scope	●
Technology	Dot peen pneumatic or electromagnetic
Software	Integrated traceability software with color touchscreen
Marking area max. (L x H)	100 x 120 mm (4 x 4.7")
Z axis stroke	300 mm (11.8")
Z axis type	Manual or motorized & programmable

Want to know more ?



## INTEGRABLE SCRIBING

### XF510 r

The quiet metal marking machine

### SV530

The VIN scribing marking machine

Application scope	●	●
Technology	Scribing	Scribing
Main advantage	Quiet	Deep marking
Max. marking area (L x H)	Cr: 40 x 50 mm (1.6 x 2") Sr: 80 x 50 mm (3.15 x 2") Dr: 160 x 50 mm (6.3 x 2")	120 x 40 mm (4.72 x 1.6")
Material hardness (HRC)	< 62	< 62