



LASER TABLE

**LS100EX**




**GRAVOTECH**

by  **BRADY**



The LS100EX laser machine is a medium-sized machine for engraving and cutting. Its engraving area matches the size of  $\frac{1}{4}$  sheet, making it the ideal sign making machine. The gantry laser technology applicable for small industrial series production.



### **SIGN ENGRAVING AND CUTTING MACHINE**

With a working area of 610 x 305 mm (24 x 12 in) exactly matching  $\frac{1}{4}$  sheet size, the LS100EX is a signage engraving and cutting machine above all. Be it plastic, wood, metal, or glass, any signage material can be engraved and cut. Large range of consumables available with up to 2 color layers, for a contrasted and professional result.

### **INDUSTRIAL LASER FOR SERIES PRODUCTION**

The large dimension combined with a gantry laser technology makes the LS100EX the perfect laser machine for small production series. Load your items or parts to be engraved, and create your engraving job with the Gravostyle software. Several industrial functions are available, such as the Matrix mode or automatic date stamp. Let your laser engraver do the hard work!


### **2 LASER SOURCES AVAILABLE: CO2 AND FIBER**

Laser performance mainly comes from matching the laser source to the material to engrave. A CO2 source will be perfect for plastics and organic materials such as wood, paper, rubber etc. A Fiber laser will be more appropriate for metals. The LS100EX is available with a CO2 laser source or a Fiber laser source, to match all of your applications.

SEE OUR VIDEO



## KEY FEATURES



### LS100EX laser Energy version

The LS100EX also exists in a low-cost Energy configuration.

With a 25W larger laser beam, the LS100EX Energy is more efficient in cutting but slightly less precise in engraving.

Ideal for medium signs and identification plate cutting, acrylic and woodcutting in schools and Fablabs.




### Print&Cut technology

Print & Cut is a Gravotech technology created in partnership with Mimaki, included in standard with all of our CO2 lasers.

Start with printing the material of your choice, wood, plastic, acrylic etc.

Then spot the reference points and let the Gravostyle™ software take care of the cutting!



### Get the best out of your laser machine

The LS100EX etching machine perfectly fits in an industrial, commercial, or office environment.

The external accessibility and the front loading mechanism provide hassle-free loading and changing of parts.

The backlit marking table allows you to see your work clearly.

The operator can modify the job and fine-tune the settings directly on the embedded dashboard.

Exhaust and air assist are integrated and triggered automatically.

LEARN MORE ABOUT THE LS100EX



# APPLICATIONS



Funeral plaques and headstones engraving



Engraving & laser cutting of custom ink stamps




Pet and dog tags engraving



POP displays and sign engraving



Express engraver



ID tags

# MATERIAL CHARACTERISTICS

Technology		CO2	FIBER
Materials	Rubber	◻◻	
	Paper, Cardboard, Cork	◻◻	
	Leather	◻◻◻	
	Glass, Crystal	◻	
	Steel, Stainless steel		◻
	Aluminum		◻
	Anodized Aluminum	◻	◻
	Other metals		◻
	ABS	◻	◻
	Acrylics & Derived	◻◻	◻
	Wood, varnished wood, MDF	◻◻◻	
	Engraving materials	◻◻◻	◻

◻◻ Cutting ◻ Engraving/Deep marking ◻ Marking/Etching

MAKE YOUR SAMPLES






## ACCESSORIES




### Exhaust system

Laser fume extractors guarantee clean and safe work and working environment. Their role is to suck up dust and gases and filter out odours produced during machining.



### Laser cutting bed

Laser cutting bed to help you with your cutting jobs and prevent damage to the part or laser engraving machine.



### Laser nozzle

Laser nozzle to help you with your cutting jobs and to protect the lens of your laser engraving machine.

## SOFTWARE : GRAVOSTYLE™



### Expert software made by engravers for engravers

Benefit from advanced possibilities and save time! Unique features available: Braille, Photostyle, Print & Cut, and more. Due to our history of making engraving machines, we have a full understanding of the engraving process.

### Gravostyle™: unique software for laser and rotary

No need to learn how to use another software, switch in one click on the Gravostyle™ interface to set-up laser or rotary engraving!

## SERVICE & SUPPORT



### Training

Standard or customized training sessions, at your place or online.



### Technical Support

Gravotech experts dedicated to support and guide you.



### Maintenance

Gravotech has established a dedicated program for each machine type, including cleaning, adjustments, safety checks and more.

# TECHNICAL DATA


	LS100EX	
Laser source	CO2	Fiber
Available power version	CO2: 25 W - 30 W - 40 W - 60 W CO2 Energy: 25 W	20 W - 30 W
Available lenses	1.5" - 2.0" - 2.5" - 3.5" - 4.0"	2.0" - 3.0" - 4.0"
Max marking area (L x W)	610 x 305 mm (24 x 12 in)	
Max object height	140 mm (5.7 in)	114 mm (4.5 in)
Max object weight	15 kg (33 lbs)	
Dimensions (L x W x H)	1025 x 725 x 450 (40.35 x 28.54 x 17.72 in)	
Weight	70 kg (154.3 lbs)	66 kg (145.5 lbs)s
Z axis auto	140 mm (5.512 in)	114 mm (4.5 in)
Noise	≤ 72	≤ 60
Point & shoot	Yes	
Operating temperature	10 °C (50 °F) - 35 °C (95 °F)	
Connection to computer	USB	
Maximum speed	2540 mm/s (100.000 in/s)	up to 1500 mm (59.055 in)/s
Classification	CDRH: Class 2	
Beam diameter	0.1 mm (0,004 in) to 0.4mm (0,016 in)	



[info.uae@gravotech.com](mailto:info.uae@gravotech.com)  
 +971 4 456 5729  
[www.gravotech.ae](http://www.gravotech.ae)

**GRAVOTECH DMCC**  
 SABA 1 Tower, Office 1307  
 Jumeirah Lake Towers,  
 Dubai, United Arab Emirates

Distributed by:



Follow us:



gravotech.off



Gravotech Group



Gravotech



Gravotech - Gravograph